

AGENDA

1047th MEETING OF THE BOARD OF TRUSTEES OF THE ALAMEDA COUNTY MOSQUITO ABATEMENT DISTRICT

AUGUST 9TH, 2017

TIME: 5:00 P.M.
PLACE: Office of the District, 23187 Connecticut Street, Hayward
TRUSTEES: Kathy Narum, President, City of Pleasanton
Elisa Marquez, Vice-President, City of Hayward
Wendi Poulson, Secretary, City of Alameda
Humberto Izquierdo, County-at-Large
P. Robert Beatty, City of Berkeley
Richard Guarienti, City of Dublin
Betsy Cooley, City of Emeryville
George Young, City of Fremont
James N. Doggett, City of Livermore
Eric Hentschke, City of Newark
Jan O. Washburn, City of Oakland
Robert Dickinson, City of Piedmont
Ed Hernandez, City of San Leandro
Ronald Quinn, City of Union City

1. Call to order.
2. Roll call.
3. President Narum invites any member of the public to speak at this time on any issue relevant to the District. (Each individual is limited to five minutes).
4. Approval of the minutes of the 1046th meeting held July 12, 2017 **(Board action required)**
5. Increase the salary of the Lab Director by 5% based on a regional salary survey **(Board action required)**
6. One-time payment of \$15,600 to Leading Edge Associates, Inc. for out-of-scope changes to new database, to be taken from contingency budget **(Board action required)**
7. Resolution 1047-1 honoring Jan O. Washburn for his service as Temporary District Manager **(Board action required)**
8. Presentation by Lab Director Dr. Eric Haas-Stapleton on the laboratory component of Map Vision software (Information only).
9. Report from the Finance Committee (Information only).

10. Financial Reports:

- a. Review of warrants dated July 15, 2017 numbering 000118 through 003118 amounting to \$492,263.97 and warrants dated July 31, 2017 numbering 003218 through 006718 amounting to \$189,918.14 (Information only).
- b. Review of Budget as of July 31, 2017, (Information only).
- c. Investments, Reserves, and Cash Balance as of July 31, 2017.

11. Presentation of the Monthly Staff Report for July 2017 by ACMAD (Information only).

12. Presentation of the Manager's Report for July 2017 (Information only).

- a. CSDA Annual Conference: Monterey, September 25th-28th
- b. First WNV positive bird of 2017 found in Oakland, CA
- c. Map Vision District launch on Tuesday, August 8th
- d. UAS (drone) use for mosquito control update
- e. Emerging technologies for mosquito control summary (Wohlbachia & CRISPR)
- f. Goldman School of Public Policy Masters of Public Affairs update
- g. Staff at near capacity: 16 full-time, 6 seasonal (4 seasonal employees are current or recent graduates of Cal State East Bay)

13. Board President asks for reports on conferences and seminars attended by Trustees.

14. Board President asks for announcements from members of the Board.

15. Board President asks trustees for items to be added to the agenda for the next Board meeting.

16. Adjournment.

RESIDENTS ATTENDING THE MEETING MAY SPEAK ON ANY AGENDA ITEM AT THEIR REQUEST.

Please Note: A copy of this agenda is also available at the District website, www.mosquitoes.org or via email by request. Alternative formats of this agenda can be made available for persons with disabilities. Please contact the district office at (510) 783-7744, via FAX (510) 783-3903 or email at acmad@mosquitoes.org to request an alternative format.

Agenda item: 1047.4

MINUTES

1046th MEETING OF THE BOARD OF TRUSTEES
OF THE ALAMEDA COUNTY MOSQUITO ABATEMENT DISTRICT

JULY 12TH, 2017

TIME: 5:00 P.M.
PLACE: Office of the District, 23187 Connecticut Street, Hayward
TRUSTEES: Kathy Narum, President, City of Pleasanton
Elisa Marquez, Vice-President, City of Hayward
Wendi Poulson, Secretary, City of Alameda
Humberto Izquierdo, County-at-Large
P. Robert Beatty, City of Berkeley
Richard Guarienti, City of Dublin
Betsy Cooley, City of Emeryville
George Young, City of Fremont
James N. Doggett, City of Livermore
Eric Hentschke, City of Newark
Robert Dickinson, City of Piedmont
Ed Hernandez, City of San Leandro
Ronald Quinn, City of Union City
City of Oakland, vacant

Board President Narum called the regularly scheduled Board meeting to order at 5:01 P.M.

Trustees Narum, Marquez, Poulson, Izquierdo, Cooley, Young, Hentschke, and Quinn were present; Trustees Beatty, Guarienti, Doggett, and Hernandez were absent. Trustee Dickinson arrived at 5:10 P.M.

Board President Narum invited members of the public to speak on any issue relevant to the District, ACMAD IT Director, Robert Ferdan, was present. Trustee Marquez apologized for not stating her appreciation at the June Board meeting, on behalf of the evaluation committee and Board leadership, for the work the District Manager has done this past year.

The Board approved the minutes of the 1045th meeting held June 14th, 2017. (Cooley, Quinn)– unanimous.

After a presentation by the IT Director, Robert Ferdan, he fielded the following questions from Trustees: Board President Narum first asked if the public will be able to submit service requests via a mobile app (yes, through the District website), then commented that this technology should be shown at future city council presentations. Trustee Hentschke asked if the public had access to this product (not yet, and access will be limited because of privacy, but future presentations and public relation campaigns will display features of the product). Trustee Izquierdo asked about ongoing costs (\$7,500 annually).

The Board reviewed warrants dated June 15, 2017 numbering 062717 through 065917 amounting to \$201,895.58, and warrants dated June 20, 2017 numbering 066017 through 070417 amounting to \$188,893.39.

The Board reviewed the Budget Summary and Investments, Reserves, and Cash Balance reports received as of June 30th, 2017. Trustee Dickinson asked if the budget summary report represents the end of the fiscal year final numbers and if so, why are some budget categories above or below the budgeted amount? The District Manager answered that this report represents the close of fiscal year, minus some accruals. The categories that were over were because of a new front door, and some landscaping work, to the best of his knowledge. The category that was under (staff training) was so far below budget because of less training taken than anticipated, and according to the Temporary Manager, the invoices for the District Manager's education was anticipated this year, but will not come until the next fiscal year Trustee Dickinson also pointed out a typo in the Investments, Reserves, and Cash Balance report: May and April balances should instead read "June".

The Temporary Manager presented the Staff report for June 2017.

The Temporary Manager presented the Manager's report for June 2017.

Board President Narum asked for reports on conferences and seminars attended by Trustees, and then asked the District Manager if the banking presentations will be ready in August (the presentations are planned, but the details are yet to be coordinated with the Finance Committee and vendors).

Board President Narum asked for announcement from the Board, the District Manager mentioned a Discovery Channel mosquito special that Trustees may find interesting.

Board President Narum asked trustees for items to be added to the agenda for the next Board meeting. Trustee Marquez mentioned that she may not be present because of travel plans that day. Trustee Dickinson will not be able to attend the August board meeting.

The meeting adjourned at 5:55 P.M.

Respectfully submitted,

Approved as written and/or corrected
at the 1047th meeting of the Board of
Trustees held August 9th, 2017

Kathy Narum, President
BOARD OF TRUSTEES

Wendi Poulson, Secretary
BOARD OF TRUSTEES

Lab Director	Minimum Annual Low Salary (a)	Maximum Annual High Salary (a)	Effective Date	Living wage (2016) (b)	Living Wage Difference (% difference from Alameda County)	Maxumum Annual High Salary Adjusted for Living Wage Difference	% Difference from ACMAD Adjusted for Living Wage Difference
Contra Costa Mosquito	\$97,791	\$121,773	2017/18	\$81,982	0.00	\$121,773	9.30%
Santa Clara	\$97,791	\$118,881	2017/18	\$80,494	-1.83	\$121,056	8.66%
Marin - Sonoma	\$102,093	\$114,835	2017/18	\$78,549	-4.28	\$119,749	7.49%
Sacramento - Yolo	\$80,080	\$97,335	2017/18	\$68,224	-18.32	\$115,166	3.37%
San Mateo	\$87,304	\$118,389	2017/18	\$84,521	3.05	\$114,788	3.03%
Average	\$93,012	\$114,243	2017/18	\$78,754	-4.28	\$118,506	6.37%
Current ACMAD (2017/18)	\$90,732	\$111,408	2017/18	\$81,982	0.00	\$111,408	
Proposed ACMAD (5% increase)	\$95,269	\$116,978					

(a) Some Districts are currently negotiating salaries. In those cases, a conservative 2 % COLA increase was added to the 2016 salary.

(b) Data for 2016 retrieved from www.livingwage.mit.edu. Values are for 2 Adults and 2 Children.

Invoice

Leading Edge Associates, Inc---

675 S Haywood Street
Waynesville, NC 28786
Phone # 828-246-2111 breynolds@leateam.com
Fax # 828 393 0943 www.leateam.com

Date 7/25/2017
Invoice # 153184

Bill To

Alameda Co. Mosquito Abatement Dist.
23187 Connecticut Street
Haywood, CA 94545

Ship To**P.O. #****Terms****Ship Date** 7/25/2017**Due Date** 7/25/2017**Other**

Item	Description	Qty	Price	Amount
Configurations-...	MapVision Enterprise Software Configurations to system80 hours MV Config	1	15,600.00	15,600.00T
	Tax Exempt		0.00%	0.00

Address Change:

Leading Edge Associates, Inc.
675 S Haywood Street
Waynesville NC 28786-1934

*Thank you for your
order!*

Total	\$15,600.00
Payments/Credits	\$0.00
Balance Due	\$15,600.00

RESOLUTION NO. 1047-1

ALAMEDA COUNTY MOSQUITO
ABATEMENT DISTRICT

COMMENDATION TO: Jan O. Washburn, Ph. D

WHEREAS: You, Jan O. Washburn, served as the Temporary District Manager, from June 1, 2017 to July 28, 2017, and

WHEREAS: You led the District through technological and research innovations while successfully managing the District's finances and personnel. Now therefore, be it

RESOLVED: We, the undersigned Board of Trustees, and District Manager, do hereby extend our sincere appreciation for your dedication of service to this District.

Kathy Narum

Elisa Marquez

Wendi Poulson

Richard Guarienti

Robert Dickinson

Ron Quinn

George Young

James N. Doggett

Ed Hernandez

P. Robert Beatty

Betsy Cooley

Eric Hentschke

Humberto Izquierdo

Ryan Clausnitzer, *mgr*

ALAMEDA COUNTY MOSQUITO ABATEMENT DISTRICT
LIST OF WARRANTS DATED JULY 15 2017.

WAR NO	PAYEE	ACCT NO	AMT OF CHARGE	AMT OF WARRANT
000118	Biological Specialist	600001	2,785.05	
000118	Mosq Control Tech	600001	2,324.07	
000118	Lab Seasonal	600001	1,040.29	
000118	Lab Seasonal	600001	1,207.29	
000118	Vector Biologist	600001	2,938.44	
000118	Vector Biologist	600001	2,965.54	
000118	Mosq Control Tech	600001	2,301.50	
000118	Regulatory & Public Affairs Director	600001	2,922.66	
000118	District Manager	600001	3,760.02	
000118	Asst Mosq Control Tech	600001	2,325.43	
000118	Lab Seasonal	600001	1,088.25	
000118	Field Seasonal	600001	534.32	
000118	IT Director	600001	3,120.99	
000118	Outreach seasonal	600001	439.15	
000118	Lab Director	600001	3,042.26	
000118	Field Operations Supervisor	600001	3,664.10	
000118	Lab Seasonal	600001	1,175.62	
000118	Office Assistant	600001	1,779.83	
000118	Vector Biologist	600001	3,694.60	
000118	Mosq Control Tech	600001	2,758.96	
000118	Mosq Control Tech	600001	2,291.10	
000118	Office Seasonal	600001	1,127.26	
000118	Mechanical Specialist	600001	3,326.67	
000118	IRS	600001	8,626.29	
000118	Federal tax withheld (payroll)	600001	984.68	
000118	Medicare Tax Withheld (payroll)	600001	984.68	
000118	District Contribution to Medicare (payroll)	600401	984.68	
000118	State of California	600001	2,611.57	
000118	EDD	600001	542.45	66,363.07
000118A	ACMAD	600201		60,000.00
000218	Public Employees' Retirement System	600001	16.00	
	Employee Paid Member Contributions, 7% & 6.5%	600001	4,546.65	
	Employer Contribution 9.558% & 6.930%	600201	5,711.69	10,274.34
000318	Aetna Life & Annuity	600001		150.00
000418	CALPERS 457 Plan	600001		2,530.00
000518	Delta Dental Plan	600601		4,411.85
000618	Vision Service Plan	600601		651.36
000718	The Hartford	600601		78.71
000818	Airgas	202100		465.21
000918	All-Ways Green Services	620021		410.00
001018	Alameda County Chapter - CSDA	610351		100.00
001118	Beck's Shoes	202100		371.89
001218	Cintas	202100	364.09	
	Personal supplies	610001	0.00	364.09
001318	Corporate Park Landscaping	202100		195.00
001418	California Special Districts Association	202100		1,469.52
001518	California Automotive Retailing Group	650031.1		36,272.50
001618	CalPERS	600201		108,795.00
001718	CalPERS	600201		347.00
001818	Donato Builders	202100		23,005.00
001918	California Department of Public Health	202100		1,996.00
002018	Grainger	202100		69.86
002118	G.A Goodman Inc	610141		777.12
002218	Korbmacher Engineering Inc	202100		990.00
002318	NBC Supply Corp	202100		271.30
002418	Outfront Media	610451		13,500.00
002518	PFM Asset Management	202100		1,763.53
002618	PG & E	202100		84.56
002718	Port of Oakland	610461.52		1.00
002818	VCJPA	610351		128,265.00
002918	Washburn, Jan	600001		4,120.00
003018	Waste Management	202100		218.67

WAR NO	PAYEE	ACCT NO	AMT OF CHARGE	AMT OF WARRANT
003118	U.S Bank			
	Amazon - Boots	202100	280.69	
	TPX - Communication expenses	202100	1,106.22	
	GoDaddy - Deluxe hosting renewal	202100	10.99	
	The Ford Store - Work on vehicle	202100	591.96	
	Amazon pay - Work on vehicle	202100	88.00	
	Safety Kleen - Oil recycle	202100	145.00	
	San Leandro Chrysler - Work on V #38	202100	581.82	
	Amazon - (2) Vehicle connectors	202100	19.32	
	City of Sac - Parking for meeting	202100	10.50	
	Round Table - Lunch for CEU Training	202100	93.52	
	FoodMaxx - Beverages for CEU training	202100	18.65	
	Athenion - Lunch for CEU Training, T.M, J.B, N.C	202100	47.26	
	Amazon - Book	202100	24.21	
	Amazon - Book	202100	16.86	
	Amazon - Book	202100	25.94	
	Amazon - Book	202100	15.09	
	Caravan Canopy - Canopy	202100	1,273.86	
	Indeed - Job posting	202100	1.00	
	Lucky Vitamin - Insect Repellent	202100	188.80	
	Surewest - Internet ads	202100	3,000.00	
	Caravan Canopy - Canopy	202100	49.73	
	TJ Maxx - Supplies for the fair	202100	120.14	
	Walgreens - Supplies for the fair	202100	16.37	
	Ride Aid - Supplies for the fair	202100	25.60	
	Constant Contract - Contract	202100	20.00	
	USPS - Mail fee	202100	7.80	
	Amazon - Supplies for the fair	202100	144.55	
	Amazon - Supplies for the fair	202100	34.59	
	The Home Depot - Supplies for the fair	202100	288.49	
	Wal-Mart - Supplies for the fair	202100	33.12	
	Walgreens - Supplies for the fair	202100	28.35	
	Ride Aid - Supplies for the fair	202100	20.74	
	The Home Depot - Supplies for the fair	202100	91.03	
	Adobe - Adobe Software	202100	599.88	
	Lowe's - Refrigerator	202100	71.30	
	Lowe's - Refrigerator	202100	1,441.75	
	Webstaurant - Table for fish tank	202100	123.49	
	Sage upgrade	202100	776.15	
	Canon - Copier rental	202100	340.23	
	Amazon - Credit	202100	(73.88)	
	Amazon - Credit	202100	(75.00)	
	Amazon - Desktop computer	202100	643.88	
	Amazon - (2) monitors	202100	496.20	
	Amazon - Hdtv cables	202100	70.16	
	The Home Depot - Lab supplies	202100	43.74	
	Uline - Uline buckets	202100	777.89	
	Amazon - Batteries, chargers	202100	949.40	
	Apple Store	202100	31.68	
	Amazon - (3) Remote pilot test prep	202100	44.64	
	Amazon - (2) Insect repellents	202100	73.74	
	Amazon - (3) iPhone chargers	202100	50.97	
	Amazon - (2) Cotton Tip Applicator	202100	16.80	
	Fisher Scientific - Triton X-100, 100 ml	202100	37.78	
	Stericycle - Waste pick up	202100	197.47	
	Fisher Scientific - Kingfisher duo combo pack	202100	805.57	
	Amazon - Phone Case	202100	63.76	
	SafetySign - White polyester	202100	144.72	
	Rainin - Pipet-Lite Lts pipette	202100	3,127.58	
	Fisher Scientific - 300 UL Tip rack	202100	41.71	
	Fisher Scientific - 1 Ml pipet tp	202100	139.58	
	Fisher Scientific - 125 Oul Tip rack	202100	47.04	
	Lampire - Chicken blood	202100	230.50	
	Fisher Scientific - Waste System	202100	536.66	
	Fisher Scientific - Dnjp Mtx 10 ml	202100	111.96	
	Bed Bath & Beyond - Kitchsmrt Latte ov	202100	8.77	
	Fisher Scientific - Ethidium Brmide DE	202100	91.82	
	Amazon - (6) Scientific notebooks	202100	108.00	
	Andbio - Alphaimager	202100	3,304.46	
	The Home Depot - Plastic Triple Trolley	202100	70.33	
	Amazon - CD Mount holder stand	202100	27.93	
	(2) iPad keyboards	202100	84.00	
	Best Buy - Cases for iPads	202100	194.42	
	Credit from credit card company		(244.89)	

23,952.39

Total Warrants July 15th

492,263.97

ALAMEDA COUNTY MOSQUITO ABATEMENT DISTRICT
LIST OF WARRANTS DATED JULY 31, 2017

WAR NO	PAYEE	FOR	ACCT NO	AMT OF CHARGE	AMT OF WARRANT
003218	Biological Specialist	Total salary less deductions for payroll period	600001	2,871.72	
003218	Mosq Control Tech	"	600001	2,324.07	
003218	Lab Seasonal	"	600001	684.22	
003218	Lab Seasonal	"	600001	1,051.53	
003218	Vector Biologist	"	600001	3,013.37	
003218	Vector Biologist	"	600001	2,965.53	
003218	Mosq Control Tech	"	600001	2,301.50	
003218	Regulatory & Public Affairs Director	"	600001	2,994.07	
003218	District Manager	"	600001	4,249.82	
003218	Asst Mosq Control Tech	"	600001	2,325.43	
003218	Lab Seasonal	"	600001	587.50	
003218	Field Seasonal	"	600001	960.25	
003218	IT Director	"	600001	3,231.74	
003218	Lab Director	"	600001	3,212.84	
003218	Field Operations Supervisor	"	600001	3,710.93	
003218	Lab Seasonal	"	600001	974.27	
003218	Office Assistant	"	600001	1,779.83	
003218	Vector Biologist	"	600001	3,694.61	
003218	Mosq Control Tech	"	600001	2,758.96	
003218	Mosq Control Tech	"	600001	2,291.00	
003218	Office Seasonal	"	600001	936.13	
003218	Mechanical Specialist	"	600001	3,415.91	
003218	IRS	Federal Tax Withheld	600001	8,863.24	
003218		Medicare Tax Withheld	600001	985.96	
003218		District Contribution to Medicare	600401	985.96	
003218	State of California	State Tax Withheld	600001	2,725.64	
003218	EDD	Ca Disability	600001	558.49	66,454.52
003318	Public Employees' Retirement System	Employees contributions	600001	32.00	
		Employee paid member contributions, 7%, 6.5%	600001	9,093.30	
		District contribution 9.558%, 6.930%	600201	11,456.58	20,581.88
003418	Aetna Life & Annuity	Employee contributions	600001		150.00
003518	CalPERS 457 Plan	Employees contributions - PERS 457	600001		2,530.00
003618	CalPERS	Health insurance	600601		31,691.78
	P. Robert Beatty	Trustee in lieu expenses - 1046th meeting	610191.5		-
003718	Elizabeth Cooley	Trustee in lieu expenses - 1046th meeting	610191.5		100.00
	James Doggett	Trustee in lieu expenses - 1046th meeting	610191.5		-
003818	Robert Dickinson	Trustee in lieu expenses - 1046th meeting	610191.5		100.00
	Richard Guarienti	Trustee in lieu expenses - 1046th meeting	610191.5		-
003918	Eric Hentschke	Trustee in lieu expenses - 1046th meeting	610191.5		100.00
	Ed Hernandez	Trustee in lieu expenses - 1046th meeting	610191.5		-
004018	Humberto Izquierdo	Trustee in lieu expenses - 1046th meeting	610191.5		100.00
004118	Elisa Marquez	Trustee in lieu expenses - 1046th meeting	610191.5		100.00
004218	Katherine Narum	Trustee in lieu expenses - 1046th meeting	610191.5		100.00
004318	Wendi Poulson	Trustee in lieu expenses - 1046th meeting	610191.5		100.00
004418	Ronald Quinn	Trustee in lieu expenses - 1046th meeting	610191.5		100.00
	Jan Washburn	Trustee in lieu expenses - 1046th meeting	610191.5		-
004518	George Young	Trustee in lieu expenses - 1046th meeting	610191.5		100.00
004718	Adapco	Vectolox, Altosid	610461.1		6,239.07
004818	AJR Door Service, Inc.	Work on the front door	610122.2		434.25
004918	Alco Sheet Metal & Heating	Service 7 roof top hvac's	610122.2		455.00
005018	Beck's Shoes	Boots for A.E	610001		190.00
005118	Cintas	Personal supplies	610001		-
		Laundry service	610011	327.71	327.71
005218	Campbell, Cornelius	Reimbursement for boots	600001		190.00
005318	California Special Districts Association	Training for M.M	800004		1,486.10
005318A	California Automotive Retailing Group	Truck for the lab	650031.1		36,272.50
005418	City of Hayward	False Alarm Reduction Program	620021.3		16.00
005518	Grainger	Shop supplies	620261		41.29
005618	Korbmacher Engineering Inc	Shed Project	800002		1,790.00
005718	Kimball Midwest	Shop supplies	620261		89.82
005818	Mobile Modular Public Storage	Shed Project	800002		113.59
005918	Mello, Melvin	Reimbursement for Dental expenses	600601		1,075.50
006018	Namakan West Fisheries	Mosquito Fish	610461.4		555.00
006118	Praxair	Lab supplies	620141.1		29.73
006218	PG & E	Utilities	610021.2		1,820.04
006318	PC Professional	Data base development	620042		690.00
006418	Sonitrol	Monitoring charges and CCTV Fees	620021.3		750.00
006518	Verizon	Communication expenses	610022.4	1,662.26	
		iPads	650031.1	5,350.75	7,013.01
006618	Washburn, Jan	Payment for temporary manager	600001	4,000.00	
		Reimbursement for board supplies	610191.4	76.61	4,076.61
006718	Wright Express	Fuel expenses, statement ended 07-15-17	610191.1		3,601.47
Total Warrants July 31st				189,918.14	
Total Warrants July 15th				\$ 492,263.97	
Total July Warrants				\$ 682,182.11	

Alameda County Mosquito Abatement District Budget Summary

As of July 31, 2017. (1 of 12 mth, 8.3%)

Account #		EXPENDED IN (July)	EXPENDED TO DATE	BUDGETED	BALANCE	% EXPENDED
SALARY & BENEFITS						
600001	Salary and Wages	\$ 158,014.90	\$ 158,014.90	\$ 1,761,305.00	\$ 1,603,290.10	9%
600401	Contribution to Medicare	\$ 984.68	\$ 984.68	\$ 25,881.00	\$ 24,896.32	4%
600201	Contribution to Retirement	\$ 187,296.23	\$ 187,296.23	\$ 253,662.20	\$ 66,365.97	74%
600601	Contribution to Health Care	\$ 37,909.20	\$ 37,909.20	\$ 506,368.08	\$ 468,458.88	7%
SERVICE AND SUPPLIES						
610001	Clothing and personal supplies	\$ 380.00	\$ 380.00	\$ 8,500.00	\$ 8,120.00	4%
610011	Laundry services and supplies	\$ 327.71	\$ 327.71	\$ 9,000.00	\$ 8,672.29	4%
Utilities						
610021	Garbage	\$ -	\$ -	\$ 3,000.00	\$ 3,000.00	0%
610021.2	PG & E	\$ 1,820.04	\$ 1,820.04	\$ 24,000.00	\$ 22,179.96	8%
610021.3	Hayward Water & Sewage	\$ -	\$ -	\$ 7,000.00	\$ 7,000.00	0%
610021.4	Biohazard and Chemical Waste Disposal	\$ -	\$ -	\$ 4,000.00	\$ 4,000.00	0%
Communications						
610022.1	Telephone Service & Internet	\$ -	\$ -	\$ 14,000.00	\$ 14,000.00	0%
610022.3	Website and email hosting	\$ -	\$ -	\$ 1,200.00	\$ 1,200.00	0%
610022.4	Cell phone service (Verizon)	\$ 1,662.26	\$ 1,662.26	\$ 17,000.00	\$ 15,337.74	10%
610022.5	Microsoft Office 365	\$ -	\$ -	\$ 4,000.00	\$ 4,000.00	10%
610141	Maintenance of equipment	\$ 777.12	\$ 777.12	\$ 45,000.00	\$ 44,222.88	2%
Maintenance of structure and improvements						
610122.1	Landscaping service	\$ -	\$ -	\$ 3,600.00	\$ 3,600.00	0%
610122.2	Facility Maintenance	\$ 434.25	\$ 434.25	\$ 25,000.00	\$ 24,565.75	2%
Transportation, travel, & training						
610191.1	Fuel and GPS (WexMart)	\$ 3,601.47	\$ 3,601.47	\$ 45,000.00	\$ 41,398.53	8%
610191.3	Meetings, conferences, & travel	\$ -	\$ -	\$ 35,000.00	\$ 35,000.00	0%
610191.4	Board meeting expenses	\$ 76.61	\$ 76.61	\$ 800.00	\$ 723.39	10%
610191.5	Board payments in lieu	\$ 900.00	\$ 900.00	\$ 16,800.00	\$ 15,900.00	5%
610461.53	Continuing Education fees	\$ -	\$ -	\$ 4,210.00	\$ 4,210.00	0%
610191.7	Staff Training (automotive, IT, staff development)	\$ -	\$ -	\$ 55,000.00	\$ 55,000.00	0%
Professional services						
610261.1	Audit	\$ -	\$ -	\$ 13,000.00	\$ 13,000.00	0%
610261.2	Actuarial reports	\$ -	\$ -	\$ 5,500.00	\$ 5,500.00	0%
610261.3	Helicopter service	\$ -	\$ -	\$ 35,000.00	\$ 35,000.00	0%
610261.4	Legal services	\$ -	\$ -	\$ 13,000.00	\$ 13,000.00	0%
610261.5	MVCAC Research Foundation	\$ -	\$ -	\$ 5,000.00	\$ 5,000.00	0%
610261.7	Tax collection service - SCI	\$ -	\$ -	\$ 35,000.00	\$ 35,000.00	0%
610261.8	Payroll service	\$ -	\$ -	\$ 10,000.00	\$ 10,000.00	0%
610261.9	Environmental consultant services for regulatory issues	\$ -	\$ -	\$ 15,000.00	\$ 15,000.00	0%
610261.1	HR Services (Municipal Resource Group)	\$ -	\$ -	\$ 15,000.00	\$ 15,000.00	0%
610261.11	OPEB service (PFM)	\$ -	\$ -	\$ 22,000.00	\$ 22,000.00	0%
610261.12	Financial advising	\$ 1,486.10	\$ 1,486.10	\$ 16,270.00	\$ 14,783.90	9%
610351	Annual memberships and dues total	\$ 100.00	\$ 100.00	\$ 22,130.00	\$ 22,030.00	0%
610378	Insurance total	\$ 128,265.00	\$ 128,265.00	\$ 133,810.00	\$ 5,545.00	96%
610451	Community education total	\$ 13,500.00	\$ 13,500.00	\$ 53,000.00	\$ 39,500.00	25%
Special expenses						
610461.1	Pesticides	\$ 6,239.07	\$ 6,239.07	\$ 200,000.00	\$ 193,760.93	3%
610461.2	Field supplies (dippers etc)	\$ -	\$ -	\$ 2,200.00	\$ 2,200.00	0%
610461.4	Fish and Fish Maint.	\$ 555.00	\$ 555.00	\$ 6,000.00	\$ 5,445.00	9%
610461.51	Aerial Pool Survey	\$ -	\$ -	\$ 20,000.00	\$ 20,000.00	0%
610461.52	Permits	\$ 1.00	\$ 1.00	\$ 100.00	\$ 99.00	1%
610461.54	Board plaques and nameplates	\$ -	\$ -	\$ 500.00	\$ 500.00	0%
610461.6	Spray equipment	\$ -	\$ -	\$ 30,000.00	\$ 30,000.00	0%
610461.7	Safety	\$ -	\$ -	\$ 2,000.00	\$ 2,000.00	0%
620021.1	Janitorial service	\$ 410.00	\$ 410.00	\$ 6,500.00	\$ 6,090.00	0%
620021.2	Supplies	\$ 766.00	\$ 766.00	\$ 2,000.00	\$ 1,234.00	38%
620021.3	Alarm Service- Sonitrol	\$ -	\$ -	\$ 11,000.00	\$ 11,000.00	0%
620021.4	Drinking Water system & filter	\$ -	\$ -	\$ 510.00	\$ 510.00	0%
620041	Office supplies	\$ -	\$ -	\$ 13,050.00	\$ 13,050.00	0%
620042	Information technology	\$ -	\$ -	\$ 73,400.00	\$ 73,400.00	0%
620141	Laboratory total	\$ 383.00	\$ 383.00	\$ 105,000.00	\$ 104,617.00	0%
620261	Small tools and instruments	\$ 131.11	\$ 131.11	\$ 8,500.00	\$ 8,368.89	2%
650031.1	Capital expenditures	\$ 77,895.75	\$ 77,895.75	\$ 240,000.00	\$ 162,104.25	32%
TOTAL EXPENDITURES		\$ 623,916.50	\$ 623,916.50	\$ 4,013,802.28	\$ 3,389,885.78	16%
TOTAL WARRANTS		\$ 682,182.11				
TOTAL RESERVE EXPENDITURES		\$ 1,903.59				
Discrepancy from Expenditures and Warrant list ¹		\$ 56,362.02				
\$56,362.02 - Accruals from 2016/2017 Budget						


Investments, Reserves, and Cash Balance

Account #		Activity in July	Activity to Date	Beginning Balance 7/1/17	Current Balance
Budget Reserves					
800001	Working Capital (Dry Period Cash)	\$ -	\$ -	\$ 2,391,220.00	\$ 2,391,220.00
800002	Capital Replacement	\$ 1,903.59	\$ 1,903.59	\$ 500,000.00	\$ 498,096.41
800003	Public Health	\$ -	\$ -	\$ 500,000.00	\$ 500,000.00
800004	Contingency	\$ -	\$ -	\$ 25,000.00	\$ 25,000.00
VCJPA Reserve					
800006	VCJPA Contingency			\$ 284,557.00	\$ 284,557.00

	June Balance	July Balance
Investment Accounts		
800005	LAIF \$ 150,887.49	\$ 151,234.96
	OPEB Fund \$ 4,171,588.68	\$ 4,242,992.77

	June Balance	July Expenditures	Deposits ¹	July Balance
Bank of America (Payroll Account)				\$ 132,209.28
Bank of The West (Transfer account)				\$ 60,100.00
County Account	\$ 5,600,247.42	\$ 682,182.11		\$ 4,953,002.82

1- Deposits from the County



Board of Trustees

President

Kathy Narum

Pleasanton

Vice-President

Elisa Marquez

Hayward

Secretary

Wendi Poulson

Alameda

Humberto Izquierdo

County at Large

P. Robert Beatty

Berkeley

Richard Guarienti

Dublin

Betsy Cooley

Emeryville

George Young

Fremont

James N. Doggett

Livermore

Eric Hentschke

Newark

vacant

Oakland

Robert Dickinson

Piedmont

Ed Hernandez

San Leandro

Ronald E. Quinn

Union City

Ryan Clausnitzer

District Manager

1. OPERATIONS

The focus of field operations for the month of July was on our main *Culex* species of mosquitoes: *Culex tarsalis*, *Culex pipiens* and *Culex erythrothorax*. All three species are at high activity levels during this time of year and that trend is expected to continue until the onset of the first significant rainfall events and drop in temperature

Cx. tarsalis breeds in a variety of habits including marshes, flooded fields, canals, ditches, and unmaintained swimming pools. The data obtained from our aerial swimming pool fly-over surveys has been processed and distributed to field operations staff. During the month of July, over 250 swimming pools were inspected. Inspections and treatments of other sources for this species were also conducted concurrently throughout the month.

Culex pipiens also utilizes a variety of sources for breeding but it tends to prefer more foul-water habits, higher in organic matter than *Cx. tarsalis* and *Cx. erythrothorax*. Our main sources for *Cx. pipiens* tend to be catch basins, storm drains, sewer plants, and other subterranean sources like utility vaults, and flooding under buildings. *Cx. pipiens* bite at dusk and dawn. This behavior, and the numerous potential sources throughout Alameda county, can lead to many service requests if this species is not controlled on a consistent basis. Based on only six service requests attributed to this species and low numbers of adults collected in light traps and CO₂ traps during the month of July, it appears that operational control efforts on this species are having a significant impact.

Cx. erythrothorax, also known as the “Tule Mosquito”, breeds almost exclusively in fresh water areas (marshes, ditches, canals) that are populated with tule or bullrush. This species is our most aggressive *Culex* species. Fortunately, it is relegated to very specific habitats in our County. Based on field inspections and trap data from the lab, we have seen a significant drop in the number of *Cx. erythrothorax* mosquitoes in the Hayward Marsh. This drop is attributed to the bulrush removal project conducted by the EBRPD, with mosquito monitoring and treatments done by ACMAD staff.

All these species are prime vectors for the West Nile virus and readily bite humans. Their control is an integral part of our ongoing efforts to minimize exposure of our residents to WNV. We received our first WNV positive bird for the year in July, and operations mobilized to the area immediately to inspect and treat any sources breeding any of these three *Culex* species.

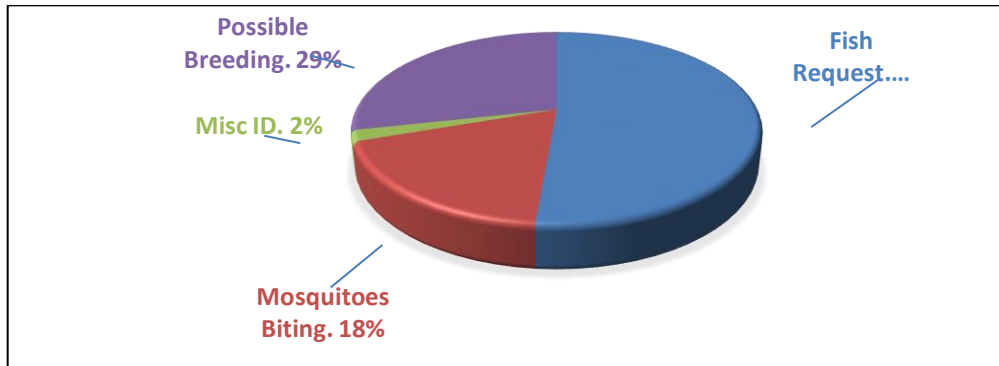
July operations also involved efforts toward monitoring and treating for *Culiseta incidens* which is common year-round in backyard sources, still areas of creeks, and ornamental ponds. Fifty-six requests for fish were received in July for ponds, troughs, and pools; fish were placed into many swimming pools discovered from the fly-over.

Tidal marsh areas pre-treated with Altosid (Methoprene) pellets for *Aedes dorsalis*, as discussed in last month’s report, were closely monitored during the high tide cycle of July. These were the highest tides to date for 2017 and inspections indicated the treatments were effective and no service requests for *Ae. dorsalis* were received for the month. These and other tidal sources will be closely watched during each high tide cycle in the months to come.

Joseph Huston
Field Operations Supervisor

A. Operational Data

1. Service Requests



July 2017 Operations Report Data	
Total service requests	109
July- Ten year average	148
July - Five year average	124
Last July	109
Range (10 yr) =	106 - 215
Insect species attributed to service request	#
<i>Aedes sierrensis</i>	1
<i>Culisita incidens</i>	54
<i>Culex pipiens</i>	4
<i>Culex stigmatosoma</i>	1
<i>Culex tarsalis</i>	13
<i>Pulex Irritans</i>	1

2. Other

Number of all injuries during 2017 = 2

3. Activity Report

Vacation Hours Used	207.37
Sick Hours Used	53
Workers Comp.	0
ETO Used	40.5
Total Leave	300.87
ETO Hours Accrued	27.5

2. LAB

Summary

- An oral report describing the Figures presented herein will be provided during the meeting of the Board of Trustees.
- West Nile virus (WNV) was detected in one crow collected in the City of Oakland. No arbovirus was detected in the mosquitoes that were trapped in Lab response to the WNV-positive crow. No detection of arboviruses in mosquitoes during 2017.
- No invasive *Aedes* mosquitoes detected in Alameda County during 2017.
- Highest mosquito abundance was recorded in Alameda and Union City (Figure 1).
- EVS CO2 traps collected in July showed mosquito abundance for July 2017 was lower relative to the same month of the prior two years (Figure 2). In contrast, New Jersey Light Traps collected during July showed a slight increase in mosquito abundance relative the July of the prior two years (Figure 2).
- Invasive *Aedes* mosquito trap network, consisting of over 680 oviposition traps, has been fully deployed in each city of the County and is being monitored by two seasonal laboratory technicians (Figure 3).
- Lab Module of MapVision has been integrated into the ACMAD Lab workflow (Figure 4).
- ArcGIS software is being used to model the abundance of container-breeding *Culex pipiens* in the County as a proxy for determining where invasive container-breeding *Aedes* mosquitoes are more likely to become established (Figure 5).
- Nested PCR assay for detecting the species of animal that mosquitoes had fed upon showed that *Culex erythrothorax* mosquitoes that were collected at Hayward Regional Shoreline had fed upon: mourning dove, California towhee, Wild Turkey, American crow, and human (Figure 6).

Figures

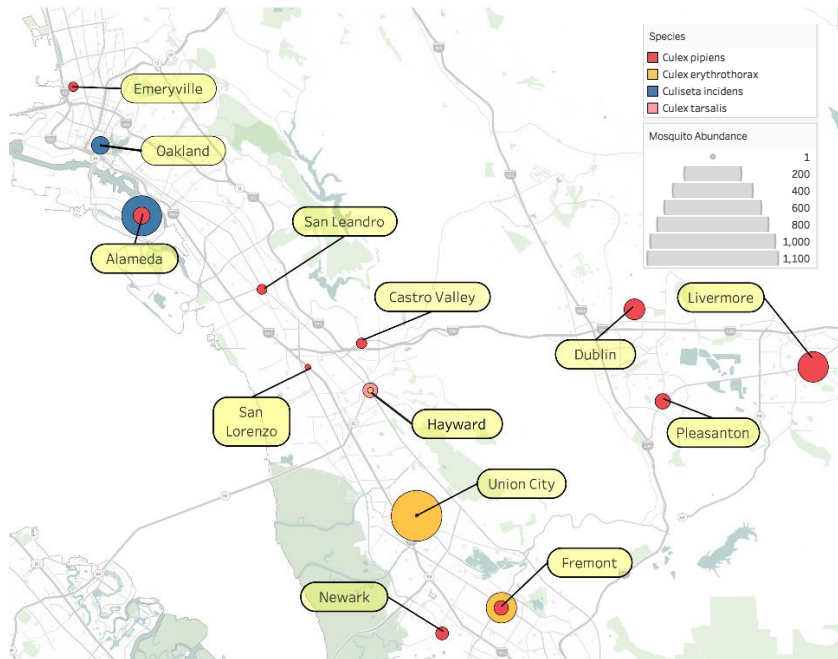


Figure 1. Geospatial distribution of the most prevalent mosquito species collected in each city during the month of July 2017. Larger diameter circles indicate higher numbers of mosquitoes while color of the nested circles



Figure 2. Abundance of the most prevalent mosquito species collected in Alameda County using CDC EVS CO₂ traps (A) and New Jersey Light Traps (B) during the month of July for 2015 (green line), 2016 (yellow line) and 2017 (red line). More mosquitoes were captured with NJLT during the month of July 2017 relative to the same period of 2016 (7.5 mosquitoes / trap night for 2017 and 2.3 mosquitoes / trap night during 2016). In contrast, fewer mosquitoes were captured in July 2017 using CDC EVS CO₂ traps relative to July 2016 (11.3 mosquitoes / trap night for 2017 and 21.7 mosquitoes / trap night during 2016).

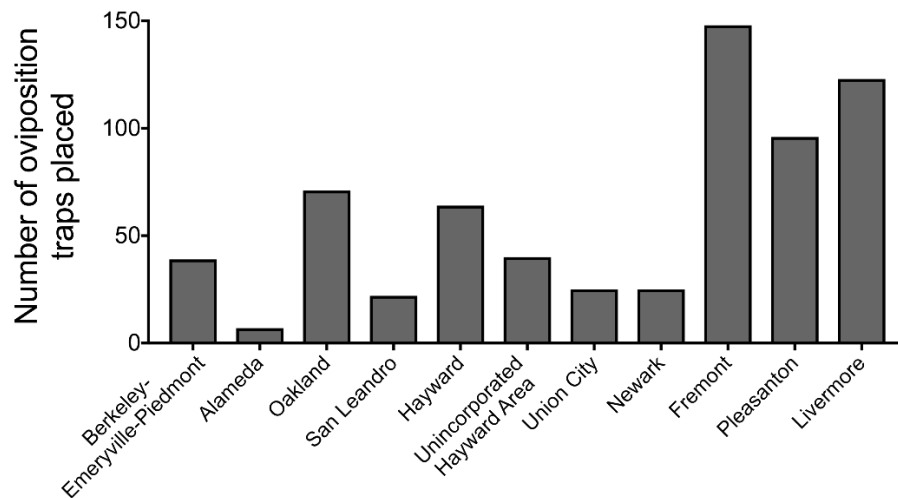


Figure 3. Invasive Aedes Trap Network. Number of oviposition bucket traps placed by city and unincorporated communities.

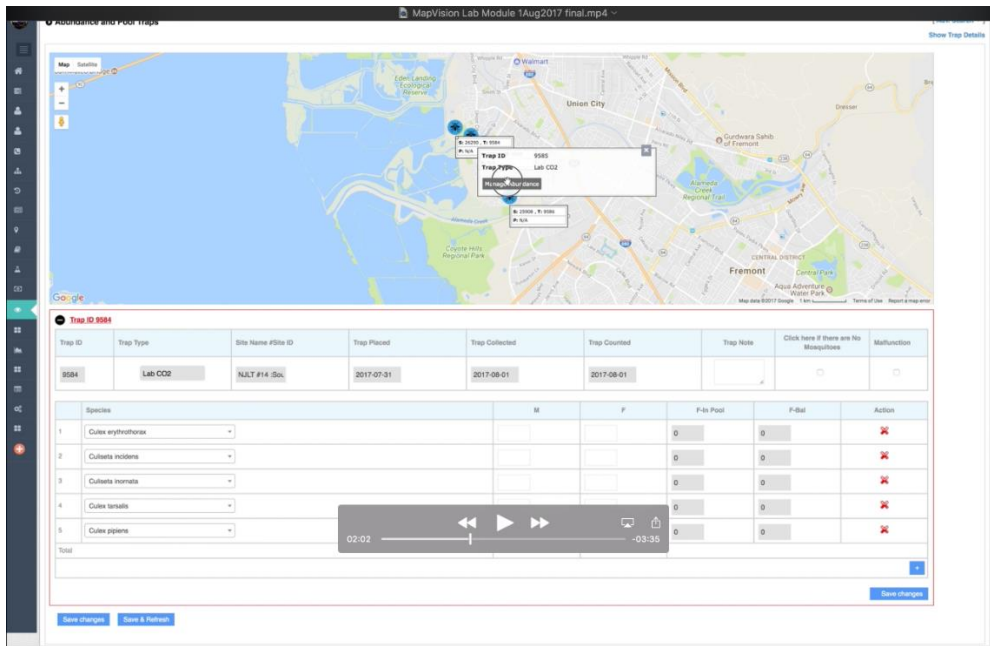


Figure 4. Lab Workflow using MapVision Software. A five-minute video-enabled presentation will be provided to the Board of Trustees that describes how MapVision software enables increased efficiencies in the ACMAD Lab.

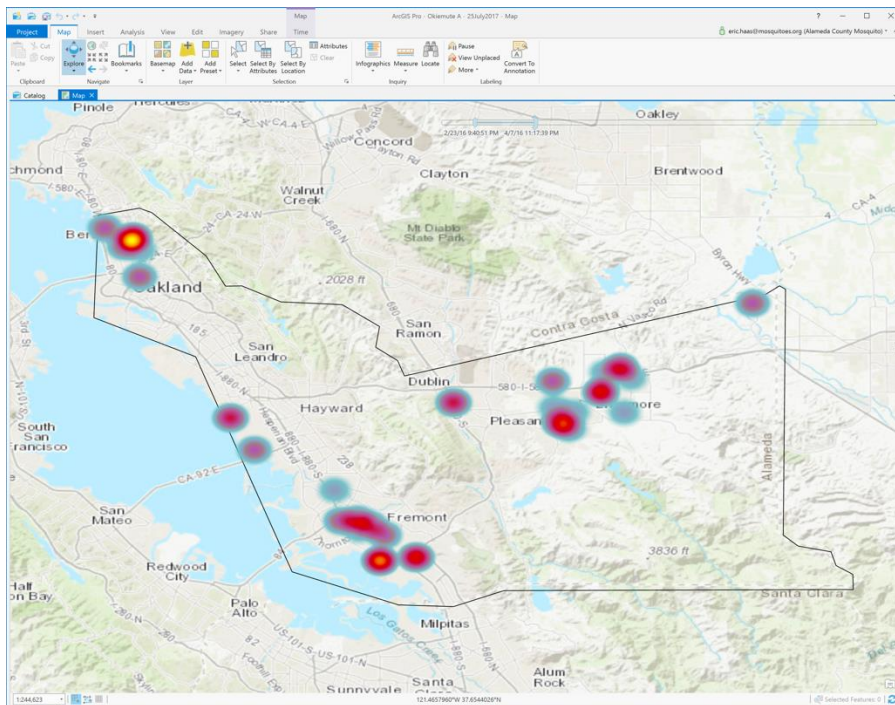


Figure 5. Analysis of *Culex pipiens* abundance in Alameda County for 2016 using ArcGIS software. *Culex pipiens* abundance in Alameda County is being used as a proxy for container breeding invasive *Aedes* mosquitoes to determine likely sites in the county where *Aedes aegypti* may become established. Collaboration with Masters of Public Health intern from the University of New England and Alameda County Public Health Department.




Figure 6. Bloodmeal identification for *Culex erythrothorax*. Nested PCR and DNA sequencing analysis of *mtCOI* from *Culex erythrothorax* that were collected at Hayward Regional Shoreline during 2016 showed that the mosquitoes had fed upon: (A) California towhee, (B) human, (C) mourning dove, (D) Wild Turkey, and (E) American crow. Open-source images from Wikipedia.com licensed under the Creative Common Attribution 2.0 Generic license.

Submitted respectfully by Eric Haas-Stapleton, PhD on August 2, 2017.

3. PUBLIC EDUCATION

A. Upcoming Events

- **EBMUD Presentation** (2020 Wake Ave, Oakland) – Wednesday, August 16th
- **Urban Shield Gray Command Community Preparedness Fair** (3 Crosses Church, Castro Valley) - Saturday, September 9th
- **Newark Days** (Newark Community Center) – Sunday, September 17th
- **Presentation** (Castro Valley Moose Lodge) – Wednesday, September 20th

B. Google Analytics

	July 2017	June 2017	July 2016
Users	1,619	1,320	1,333
Number of Sessions	1,816	1,490	1,478
Sessions by New Visitors	1,575 (86.7%)	1,274 (85.5%)	1,290 (87.3%)
Pageviews	3,324	2,892	2,583
Average Session Duration	1 minutes 19 seconds	1 minutes 43 seconds	1 minutes 36 seconds
Top Cities	Oakland (8.7%), San Francisco (8.3%), Los Angeles (5.2%), Not Set (4.4%), San Jose (3.5%)	San Francisco (7.4%), Oakland (5.4%), Hayward (3.5%), Los Angeles (3.1%), San Jose (3%)	Oakland (5.7%), San Francisco (6.3%), Not Set (8.6%), Los Angeles (2.8%), Hayward (5.4%)
Top Pages	Homepage (24.3%), CA Species (19.3%), Education (5.5%), Mosquitofish Request (5.4%), Mosquito Life Cycle (4.6%)	CA Species (19.2%), Homepage (17.4%), Mosquitofish Request (8.1%), Education (8%), Report Mosquito Problem (5.4%)	Homepage (22.6%), CA Species (19.2%), Mosquitofish Request (7.5%), Mosquito Life Cycle (7.1%), Education (5.8%)

C. Facebook

	July 2017	June 2017
Total Posts	11	10
Number Reached	520	417
Most Popular	Dead bird press release	Link to NPR insect repellent article
Total Number of "Likes"	129	128

D. Twitter

	July 2017	June 2017
Total Tweets	14	14
Tweet Impressions	4,359	1,407
Top Tweet (# Impressions)	Correction to report that dead bird in Oakland was positive for Zika (469)	Mosquito control is often required to ensure rehabilitation of #wetlands is successful (254)
Profile Visits	152	157
New Followers (Total Followers)	14 (505)	3 (485)